








**3A**  
**54 Schools**

SCHOOLS	2021 FTE/ Enrollment	Out of Zone	Reclassification Count
Richmond Academy	1096	146	1388
Johnson, Savannah	746	288	1322
West Hall	1186	49	1284
Ridgeland	1267	5	1277
Cross Creek	1157	57	1271
Pickens	1260	3	1266
Oconee County	1246	7	1260
Douglass Atlanta	1182	35	1252
Sandy Creek	1155	47	1249
Carver, Columbus	865	189	1243
Dougherty	1121	61	1243
Monroe	1117	55	1227
Ringgold	1058	80	1218
Mary Persons	1190	14	1218
Columbus	1171	23	1217
White County	1183	15	1213
Salem	1138	37	1212
Savannah Christian	421	394	1209
Gilmer	1208	0	1208
Harlem	1169	18	1205
Upson-Lee	1195	5	1205
Cedar Grove	1167	12	1191
Hephzibah	1014	84	1182
Adairsville	1089	40	1169
Mt. Vernon Presbyterian	456	356	1168
Bremen	733	217	1167
Wesleyan	497	335	1167
Hebron Christian	438	363	1164
Coahulla Creek	1031	66	1163
LaFayette	1126	17	1160
Long County	1144	7	1158
Crisp County	1070	42	1154

Dawson County	1126	14	1154
Groves	884	132	1148
Beach	915	115	1145
Lumpkin County	1130	5	1140
St. Vincent's Academy*	582	279	1140
Liberty County	1081	26	1133
Lakeview-Ft. Oglethrope	1063	34	1131
Stephens County	1104	5	1114
Monroe Area	1097	5	1107
Morgan County	1048	28	1104
Hart County	1064	17	1098
Spencer	929	81	1091
Jackson	1078	2	1082
Peach County	1045	18	1081
Pike County	1078	1	1080
Franklin County	1067	6	1079
Thomasville	771	151	1073
Jordan	887	92	1071
Carver, Atlanta	992	12	1016
Kendrick	925	40	1005
Savannah Country Day	359	318	995
Calvary Day	367	281	929

**2A**  
**65 Schools**

SCHOOLS	2021 FTE/ Enrollment	Out of Zone	Reclassification Count
KIPP Atlanta 	803	622	2047
Therrell 	1003	26	1055
Central, Macon 	827	272	1371
Murray County 	1059	5	1069
Vidalia 	760	152	1064
North Murray 	997	29	1055
Pierce County 	1034	5	1044
Appling County	1028	6	1040
North Cobb Christian	371	334	1039
Sumter County	1025	6	1037
Tattnall County	1005	15	1035
Windsor Forest	982	21	1024
Westside, Augusta	906	49	1004
Columbia	985	9	1003
East Jackson	984	9	1002
Model	712	143	998
Landmark Christian	347	324	995
Mt. Paran	444	275	994
Thomson	984	1	986
ACE Charter	504	240	984
Union County	915	30	975
Gordon Lee	428	272	972
Rutland	880	45	970
Gordon Central	848	60	968
Callaway	895	35	965
Rockmart	956	4	964
Redan	932	10	952
Brantley County	931	10	951
Haralson County	947	1	949
Walker	338	303	944
Pelham	432	250	932
Cook	890	20	930

Washington		862	30	922
South Atlanta		857	32	921
Savannah Arts*		913	3	919
Providence Christian		306	304	914
Athens Academy		350	281	912
Toombs County		809	45	899
Laney		665	115	895
Glenn Hills		871	11	893
Fannin County		893	0	893
Washington County		881	5	891
Eagles Landing Christian		337	277	891
Banks County		886	0	886
Berrien		845	20	885
Trion		381	250	881
Worth County		834	20	874
Fitzgerald		838	18	874
Jeff Davis		842	16	874
Putnam County		860	3	866
Butler		770	47	864
Lamar County		819	21	861
Dodge County		838	8	854
Fellowship Christian		389	230	849
Towers	↑	795	6	807
Northeast	↑	724	35	794
Southwest	↑	779	7	793
McNair	↑	776	0	776
Josey	↑	692	8	708
Davidson Fine Arts*	↑	415	0	415
Elite Scholars Academy*	↑	366	3	372
Coretta Scott King*	↑	362	0	362
Johnson, Augusta*	↑	348	0	348
B.E.S.T Academy	↑	336	0	336
Technical Career Magnet*	↑	282	0	282

**1A -D1  
51 Schools**

<b>SCHOOLS</b>	<b>2021 FTE/ Enrollment</b>	<b>Out of Zone</b>	<b>Reclassification Count</b>
Pepperell	730	62	854
Whitefield Academy	310	267	844
Darlington	562	136	834
Elbert County	818	3	824
Social Circle	591	113	817
St. Francis	281	268	817
Bleckley County	652	73	798
Swainsboro	779	1	781
Commerce	489	139	767
Paideia*	465	150	765
Tallulah Falls*	351	207	765
Coosa	658	53	764
Atlanta International*	391	181	753
Weber School*	271	238	747
Temple	674	32	738
Heard County	647	42	731
Chattooga	677	18	713
East Laurens	664	23	710
Savannah	635	30	695
Prince Avenue Christian	289	202	693
Rabun County	657	15	687
Woodville-Thompkins*	663	0	663
Armuchee	509	75	659
Jefferson County	651	2	655
Jasper County	650	2	654
Dublin	544	54	652
Brookstone	327	162	651
Early County	559	39	637
Dade County	621	5	631
Bacon County	604	12	628
Oglethorpe County	611	8	627
Dalton Academy*	617	4	625

Barrow Arts and Science Academy*	611	3	617
Bryan County	598	4	606
Galloway*	327	132	591
King's Ridge	275	156	587
Screven County	576	5	586
Brooks County	524	28	580
Schley County	401	88	577
Stilwell Arts*	534	21	576
Athens Christian	224	173	570
Claxton	524	12	548
Crawford County	529	8	545
Seminole County	423	57	537
Drew Charter*	493	21	535
Mt. Pisgah	275	129	533
Chattahoochee County	471	28	527
Our Lady of Mercy	187	167	521
Irwin County	484	12	508
Metter	452	26	504
Mt. Bethel Christian*	144	139	422
<b>1A - D2</b>			
<b>71 Schools</b>			
Mt. Zion, Carroll	450	24	498
Atkinson County	440	28	496
Aquinas	219	130	479
Georgia Military College	316	78	472
Lanier County	446	9	464
Charlton County	435	5	445
Emanuel County Institute	330	52	434
Christian Heritage	194	116	426
Bowdon	395	15	425
Telfair County	414	4	422
Manchester	405	6	417
Hawkinsville	350	32	414
Greene County	409	1	411
Taylor County	366	20	406
Pataula Charter	171	113	397

Marion County	382	3	388
McIntosh Co. Academy	385	0	385
Washington-Wilkes	385	0	385
Wilkinson County	378	0	378
Wilcox County	345	13	371
Mitchell County	346	8	362
Macon County	359	0	359
Lincoln County	349	4	357
Johnson County	316	14	344
Turner County	339	0	339
Clinch County	317	10	337
DeKalb School of Arts*	327	0	327
Wheeler County	265	27	319
Jenkins County	316	0	316
Dooly County	310	3	316
Baconton Charter	225	45	315
Terrell County	312	0	312
Montgomery County	288	10	308
Towns County	303	0	303
Treutlen	274	14	302
Miller County	251	23	297
Portal	270	6	282
Echols County*	233	17	267
Greenville	264	0	264
Lake Oconee Academy	263	0	263
Randolph-Clay	263	0	263
Pinecrest Academy	178	42	262
Fulton Leadership Acad*	226	17	260
Ben Franklin*	92	79	250
Hancock Central	245	0	245
Atlanta Classical*	192	24	240
Twiggs County	206	1	208
G.S.I.C.	203	0	203
Rainey McCullers*	166	11	188
Glascocock County	170	0	170
Savannah Early College*	170	0	170

Calhoun County	168	0	168
Warren County	159	1	161
Furlow Charter*	140	0	140
Central, Talbotton	131	0	131
Southwest Georgia STEM* - projected	55	36	127
Stewart County*	122	1	124
Southwest Atlanta*	100	10	120
W.D. Mohammed*	45	35	115
Georgia School of the Deaf	107	0	107
Baker County*	77	11	99
Quitman County*	89	0	89
STEAM Academy*	86	0	86
Webster County*	66	7	80
Greenforest Christian*	52	10	72
Savannah Classical Academy*	64	0	64
Taliaferro County*	49	6	61
GA Academy for Blind*	55	0	55
GA Fugees Academy* - projected	50	0	50
Excel Christian*	23	4	31
Woody Gap*	20	1	22