

AAAAAAA**46 Schools**

SCHOOLS	2021 FTE/ Enrollment	Out of Zone	Reclassification Count
Brookwood	3850	180	4210
Mill Creek	3812	42	3896
Grayson	3212	174	3560
Parkview	3213	156	3525
Peachtree Ridge	3313	83	3479
East Coweta	3274	79	3432
Lowndes	3079	108	3295
Lambert	2941	164	3269
Mountain View	2850	183	3216
Archer	3061	56	3173
North Gwinnett	3087	42	3171
North Cobb	2631	248	3127
Wheeler	2296	415	3126
Berkmar	2981	43	3067
Cherokee	2940	55	3050
Pebblebrook	2463	250	2963
Norcross	2675	135	2945
North Paulding	2836	48	2932
Osborne	2569	176	2921
West Forsyth	2406	247	2900
Forsyth Central	2383	258	2899
Duluth	2675	111	2897
Discovery	2856	18	2892
Collins Hill	2771	59	2889
Campbell	2869	7	2883
Central Gwinnett	2378	235	2848
Denmark	2391	216	2823
Carrollton	1715	535	2785
South Gwinnett	2694	45	2784
Marietta	2606	86	2778
Newton	2478	135	2748
Kennesaw Mountain	1836	440	2716

Hillgrove	2309	201	2711
Walton	2689	10	2709
Westlake	2269	210	2689
South Forsyth	2355	163	2681
Meadowcreek	2566	30	2626
Dacula	2487	65	2617
Harrison	2243	181	2605
Camden County	2578	3	2584
Colquitt County	2494	42	2578
McEachern	2357	88	2533
Richmond Hill	2452	31	2514
Buford	1784	360	2504
Valdosta	2358	73	2504
Milton	2153	83	2319



AAAAAA

58 Schools

SCHOOLS	2021 FTE/ Enrollment	Out of Zone	Reclassification Count
St. Pius	1096	1060	3216
Woodward Academy	1076	1020	3116
Rockdale County	2309	392	3093
Etowah	2449	45	2539
Blessed Trinity	978	750	2478
Houston County	2064	200	2464
North Forsyth	2151	152	2455
East Paulding	1893	277	2447
Tift County	2271	87	2445
South Cobb	1997	220	2437
Alexander	1911	257	2425
Douglas County	1989	215	2419
South Paulding	1922	246	2414
Paulding County	1932	239	2410
Newnan	2281	56	2393
Rome	2037	176	2389
Gainesville	2290	46	2382
Shiloh	2249	63	2375
Lakeside, DeKalb	2174	72	2318
North Atlanta	2218	40	2298
Lassiter	1945	167	2279
Alpharetta	2198	36	2270
Northside, Warner Robins	1950	158	2266
Sequoyah	2087	80	2247
Woodstock	2151	43	2237
Innovation Academy*	855	690	2235
Roswell	2157	14	2185
Brunswick	1902	141	2184
Effingham County	2040	70	2180
Sprayberry	1890	144	2178
Thomas County Central	1465	355	2175
Grovetown	2129	23	2175

Lovejoy	2080	47	2174
Jonesboro	1423	374	2171
Creekview	2060	54	2168
Dunwoody	2142	6	2154
Glynn Academy	1847	135	2117
Riverwood	1727	184	2095
Forest Park	1784	151	2086
Allatoona	1747	163	2073
Lakeside, Evans	1978	46	2070
South Effingham	1839	109	2057
Habersham Central	2049	2	2053
River Ridge	1928	57	2042
Mundy's Mill	1684	176	2036
Pope	1855	88	2031
Alcovy	1966	30	2026
Morrow	1939	42	2023
Lanier	1940	37	2014
Veterans	1849	76	2001
Apalachee	1910	40	1990
John's Creek	1967	10	1987
New Manchester	1805	80	1965
Marist	800	581	1962
Evans	1903	26	1955
Lee County	1946	0	1946
Hughes	1893	26	1945
Jackson County	1613	42	1697

AAAAA

54 Schools




SCHOOLS	2021 FTE/ Enrollment	Out of Zone	Reclassification Count
Arabia Mountain	1128	861	2850
Chapel Hill	1515	283	2081
Cartersville	1422	261	1944
Dutchtown	1774	79	1932
Winder-Barrow	1846	41	1928
Kell	1496	215	1926
Chamblee	1789	62	1913
Heritage, Conyers	1852	30	1912
Clarke Central	1833	38	1909
Loganville	1803	52	1907
Chattahoochee	1856	24	1904
Dalton	1761	65	1891
Cambridge	1826	30	1886
Union Grove	1592	144	1880
Decatur	1732	73	1878
Centennial	1799	38	1875
Greater Atlanta Christian	634	620	1874
Ola	1758	57	1872
Tucker	1606	130	1866
Locust Grove	1619	119	1857
Northgate	1776	40	1856
Tri Cities	1499	178	1855
Warner Robins	1753	49	1851
Northside, Columbus	1425	209	1843
Drew	1663	87	1837
Northview	1752	31	1814
Banneker	1595	106	1807
Eastside	1611	98	1807
Statesboro	1797	0	1797
Villa Rica	1676	57	1790
Lithia Springs	1546	118	1782
Greenbrier	1748	14	1776

McIntosh	1719	24	1767
Coffee	1724	20	1764
Eagle's Landing	1560	96	1752
North Springs	1332	206	1744
Calhoun	1248	246	1740
Bradwell Institute	1689	25	1739
Flowery Branch	1318	210	1738
Creekside	1729	1	1731
Harris County	1677	24	1725
Cross Keys	1675	3	1681
Jackson, Atlanta	1494	90	1674
Ware County	1627	7	1641
Jefferson	1189	222	1633
Hiram	1458	85	1628
Jones County	1602	13	1628
Woodland, Cartersville	1461	81	1623
Cass	1519	48	1615
Midtown	1545	22	1589
Jenkins	1011	284	1579
M. L. King	1472	51	1574
Lithonia	1522	23	1568
Mays 	1268	30	1328

AAAA



60 Schools

SCHOOLS	2021 FTE/ Enrollment	Out of Zone	Reclassification Count
Riverdale	1435	74	1583
Starrs Mill	1343	117	1577
Walnut Grove	1426	71	1568
Whitewater	1338	114	1566
Perry	1457	54	1565
Druid Hills	1340	110	1560
Hapeville Charter	661	447	1555
Cedar Shoals	1509	21	1551
Johnson, Gainesville	1340	98	1536
North Oconee	1512	11	1534
Clarkston	1421	55	1531
Stockbridge	1531	0	1531
Northwest Whitfield	1266	131	1528
East Forsyth	1432	48	1528
Hardaway	1204	159	1522
Griffin	1485	18	1521
Luella	1402	58	1518
Mt. Zion, Jonesboro	1312	101	1514
Southeast Whitfield	1458	26	1510
Shaw	1179	163	1505
Southwest DeKalb	1291	92	1475
Benedictine**	816	328	1472
Stephenson	1356	56	1468
Islands	929	266	1461
Central, Carroll	1192	134	1460
Westminister	825	317	1459
West Laurens	1273	92	1457
Westover	1351	51	1453
Woodland, Stockbridge	1401	19	1439
North Clayton	1234	99	1432
Troup County	1314	59	1432
Wayne County	1425	0	1425





Fayette County	1340	34	1408
Madison County	1394	6	1406
New Hampstead	1349	25	1399
Cedartown	1361	16	1393
Holy Innocents' 	580	402	1384
Bainbridge	1352	11	1374
LaGrange	1266	48	1362
Stone Mountain	1220	68	1356
Miller Grove	1206	72	1350
Chestatee	1266	38	1342
Spalding	1260	38	1336
Hampton	1262	37	1336
Heritage, Catoosa	1280	26	1332
Cairo	1288	19	1326
East Hall	1259	33	1325
North Hall	1138	93	1324
Southeast Bulloch	1161	76	1313
Cherokee Bluff	1057	124	1305
McDonough	1234	35	1304
Burke County	1214	43	1300
Lovett	685	305	1295
Westside, Macon	1011	139	1289
Seckinger - projected	1288	0	1288
Howard	1115	85	1285
Baldwin	1272	0	1272
Sonoraville	1152	57	1266
Trinity Christian 	497	281	1059
Pace Academy 	495	251	997








AAA
59 Schools

SCHOOLS	2021 FTE/ Enrollment	Out of Zone	Reclassification Count
Richmond Academy	1096	146	1388
Central, Macon	827	272	1371
Johnson, Savannah	746	288	1322
West Hall	1186	49	1284
Ridgeland	1267	5	1277
Cross Creek	1157	57	1271
Pickens	1260	3	1266
Oconee County	1246	7	1260
Douglass Atlanta	1182	35	1252
Sandy Creek	1155	47	1249
Carver, Columbus	865	189	1243
Dougherty	1121	61	1243
Monroe	1117	55	1227
Ringgold	1058	80	1218
Mary Persons	1190	14	1218
Columbus	1171	23	1217
White County	1183	15	1213
Salem	1138	37	1212
Gilmer	1208	0	1208
Harlem	1169	18	1205
Upson-Lee	1195	5	1205
Cedar Grove	1167	12	1191
Hephzibah	1014	84	1182
Adairsville	1089	40	1169
Bremen	733	217	1167
Coahulla Creek	1031	66	1163
LaFayette	1126	17	1160
Long County	1144	7	1158
Crisp County	1070	42	1154
Dawson County	1126	14	1154
Groves	884	132	1148
Beach	915	115	1145

Lumpkin County	1130	5	1140
Liberty County	1081	26	1133
Lakeview-Ft. Oglethrope	1063	34	1131
Stephens County	1104	5	1114
Monroe Area	1097	5	1107
Morgan County	1048	28	1104
Hart County	1064	17	1098
Spencer	929	81	1091
Jackson	1078	2	1082
Peach County	1045	18	1081
Pike County	1078	1	1080
Franklin County	1067	6	1079
Thomasville	771	151	1073
Jordan	887	92	1071
Murray County	1059	5	1069
Vidalia	760	152	1064
North Murray	997	29	1055
Pierce County	1034	5	1044
Appling County	1028	6	1040
Sumter County	1025	6	1037
Tattnall County	1005	15	1035
Windsor Forest	982	21	1024
Carver, Atlanta	992	12	1016
Kendrick	925	40	1005
Westside, Augusta	906	49	1004
Savannah 	635	30	695
Woodville-Thompkins* 	663	0	663


AA
62 Schools

SCHOOLS	2021 FTE/ Enrollment	Out of Zone	Reclassification Count
KIPP Atlanta 	803	622	2047
Therrell 	1003	26	1055
Columbia 	985	9	1003
East Jackson 	984	9	1002
Model	712	143	998
Thomson	984	1	986
Union County	915	30	975
Rutland	880	45	970
Gordon Central	848	60	968
Callaway	895	35	965
Rockmart	956	4	964
Redan	932	10	952
Brantley County	931	10	951
Haralson County	947	1	949
Cook	890	20	930
Washington	862	30	922
South Atlanta	857	32	921
Savannah Arts*	913	3	919
Toombs County	809	45	899
Laney	665	115	895
Glenn Hills	871	11	893
Fannin County	893	0	893
Washington County	881	5	891
Banks County	886	0	886
Berrien	845	20	885
Worth County	834	20	874
Fitzgerald	838	18	874
Jeff Davis	842	16	874
Putnam County	860	3	866
Butler	770	47	864
Lamar County	819	21	861
Pepperell	730	62	854

Dodge County	838	8	854
Elbert County	818	3	824
Social Circle	591	113	817
Towers	795	6	807
Bleckley County	652	73	798
Northeast	724	35	794
Southwest	779	7	793
Swainsboro	779	1	781
McNair	776	0	776
Coosa	658	53	764
Temple	674	32	738
Heard County	647	42	731
Chattooga	677	18	713
East Laurens	664	23	710
Josey	692	8	708
Rabun County	657	15	687
Jefferson County	651	2	655
Jasper County	650	2	654
Dade County	621	5	631
Bacon County	604	12	628
Oglethorpe County	611	8	627
Dalton Academy	617	4	625
Barrow Arts and Science Academy*	611	3	617
Aquinas 	219	130	479
Elite Scholars Academy* 	366	3	372
Coretta Scott King* 	362	0	362
B.E.S.T Academy 	336	0	336
Davidson Fine Arts* 	415	0	415
Johnson, Augusta* 	348	0	348
Technical Career Magnet* 	282	0	282

A

127 Schools

SCHOOLS	2021 FTE/ Enrollment	Out of Zone	Reclassification Count
Bryan County 	598	4	606
St. Vincent's Academy*	582	279	1140
Screven County	576	5	586
Riverside Military	574	14	602
Darlington	562	136	834
Early County	559	39	637
Dublin	544	54	652
Stilwell Arts*	534	21	576
Crawford County	529	8	545
Brooks County	524	28	580
Claxton	524	12	548
Armuchee	509	75	659
ACE Charter	504	240	984
Wesleyan	497	335	1167
Drew Charter*	493	21	535
Commerce	489	139	767
Irwin County	484	12	508
Chattahoochee County	471	28	527
Paideia*	465	150	765
Mt. Vernon Presbyterian	456	100	656
Metter	452	26	504
Mt. Zion, Carroll	450	24	498
Lanier County	446	9	464
Mt. Paran	444	118	680
Atkinson County	440	28	496
Hebron Christian	438	363	1164
Charlton County	435	5	445
Pelham	432	250	932
Gordon Lee	428	272	972
Seminole County	423	57	537
Savannah Christian	421	394	1209
Telfair County	414	4	422

Greene County	409	1	411
Manchester	405	6	417
Schley County	401	88	577
Bowdon	395	15	425
Atlanta International*	391	181	753
Fellowship Christian	389	230	849
McIntosh Co. Academy	385	0	385
Washington-Wilkes	385	0	385
Marion County	382	3	388
Trion	381	250	881
Wilkinson County	378	0	378
North Cobb Christian	371	334	1039
Calvary Day	367	281	929
Taylor County	366	20	406
Macon County	359	0	359
Savannah Country Day	359	318	995
Tallulah Falls*	351	207	765
Athens Academy	350	281	912
Hawkinsville	350	32	414
Lincoln County	349	4	357
Landmark Christian	347	324	995
Mitchell County	346	8	362
Wilcox County	345	13	371
Turner County	339	0	339
Walker	338	303	944
Eagles Landing Christian	337	277	891
Emanuel County Institute	330	52	434
Brookstone	327	162	651
DeKalb School of Arts*	327	0	327
Galloway*	327	132	591
Clinch County	317	10	337
Georgia Military College	316	78	472
Jenkins County	316	0	316
Johnson County	316	14	344
Terrell County	312	0	312
Dooly County	310	DNR	310

Whitefield Academy	310	267	844
Providence Christian	306	304	914
Towns County	303	0	303
St. Anne Pacelli	293	229	751
Prince Avenue Christian	289	202	693
Montgomery County	288	10	308
St. Francis	281	268	817
King's Ridge	275	156	587
Mt. Pisgah	275	129	533
Treutlen	274	14	302
Weber School*	271	238	747
Portal	270	6	282
Wheeler County	265	27	319
Greenville	264	0	264
Lake Oconee Academy	263	0	263
Randolph-Clay	263	0	263
Miller County	251	23	297
Hancock Central	245	0	245
Echols County*	233	17	267
Fulton Leadership Acad*	226	17	260
Baconton Charter	225	45	315
Athens Christian	224	173	570
Twiggs County	206	1	208
G.S.I.C.	203	0	203
Loganville Christian	202	161	524
Lakeview Academy	196	123	442
Christian Heritage	194	116	426
Atlanta Classical*	192	24	240
Our Lady of Mercy	187	167	521
Heritage, Newnan	180	70	320
Pinecrest Academy	178	42	262
Pataula Charter	171	113	397
Glascocock County	170	0	170
Savannah Early College*	170	0	170
Calhoun County	168	0	168
Rainey McCullers*	166	11	188

Warren County	159	1	161
Mt. Bethel Christian*	144	139	422
Furlow Charter*	140	0	140
Central, Talbotton	131	0	131
Stewart County*	122	1	124
Georgia School of the Deaf	107	0	107
Southwest Atlanta*	100	10	120
Ben Franklin*	92	79	250
Quitman County*	89	0	89
STEAM Academy*	86	0	86
Atlanta Jewish Academy*	81	68	217
Baker County*	77	11	99
Brandon Hall*	76	14	104
Webster County*	66	7	80
Savannah Classical Academy*	64	0	64
GA Academy for Blind*	55	0	55
Southwest Georgia STEM* - projected	55	0	55
Greenforest Christian*	52	10	72
GA Fugees Academy* - projected	50	0	50
Taliaferro County*	49	6	61
W.D. Mohammed*	45	35	115
Excel Christian*	23	4	31
Woody Gap*	20	1	22